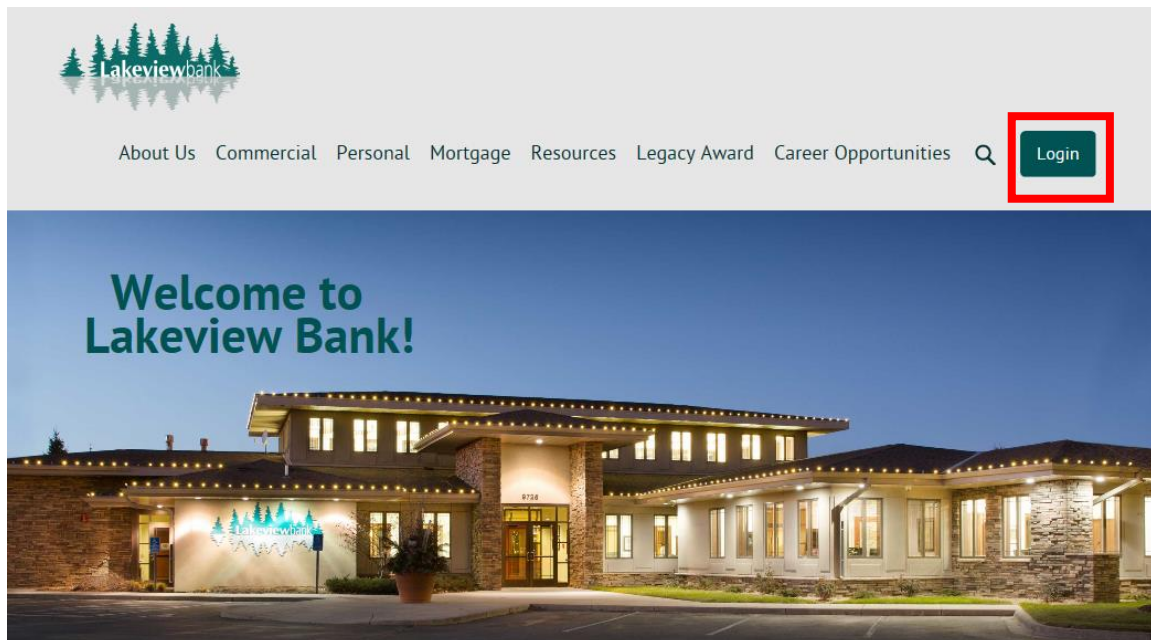




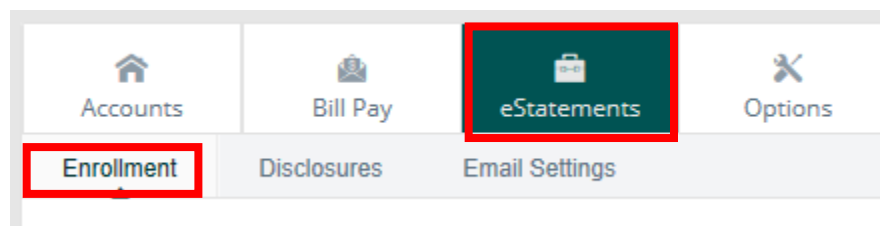
How to enroll in eStatements

See below on how to enroll additional accounts to existing eStatements.

Navigate to our Web Site www.lakeview-bank.com and login to your Online Banking.



Click eStatements / Enrollment.



Enter information in the corresponding fields. Read through disclosure and check "I agree to the listed terms." Select "Enroll Now."

Enrollment

You may choose to receive your statements and notices for your account(s) delivered via email and made available online through this site. To enroll your account(s) please follow the steps outlined below:

1. Account(s) and Document Enrollment

All available documents for all active accounts: [Details](#)

2. Please review the following email address. If not correct, please update it in the space shown.

xxxxxx@xxxxx.com

3. Please enter a security phrase to be displayed on all valid emails sent from this site.

Please enter a new security phrase.

4. Please enter the enrollment passcode in the field immediately below. To see the passcode, [click here](#).

Please enter the enrollment passcode.

5. Please read the disclosure below. You must scroll to the bottom of the disclosure before agreeing to the terms listed.

Lakeview Bank
**Electronic Statement (eStatement) and Electronic Document (eDocument)
Delivery Service**
Terms and Conditions

This disclosure relates to your enrollment in the Lakeview Bank "eStatement/eDocument" service (electronic delivery of statements and documents). **Please read this notice carefully and retain a copy for your records.** By subscribing to the eStatement/eDocument service provided by Lakeview Bank, you agree to the terms and conditions of the service as set forth in this disclosure.

• **INITIAL ENROLLMENT**

During the initial enrollment process; you will be asked to;

- select which account(s)/document(s) you wish to receive electronically (via email)
- confirm the email address to which you want those documents to be sent
- create a security phrase, which will appear on all emails sent to you from this service
- agree to the terms and conditions set forth in this disclosure

• **By enrolling, you agree to receive your statement(s) and/or other document(s) electronically (via email).**

• **Upon enrolling, you will no longer receive statement(s)/document(s) via traditional mail for the account(s) and document type(s) that you have selected.**

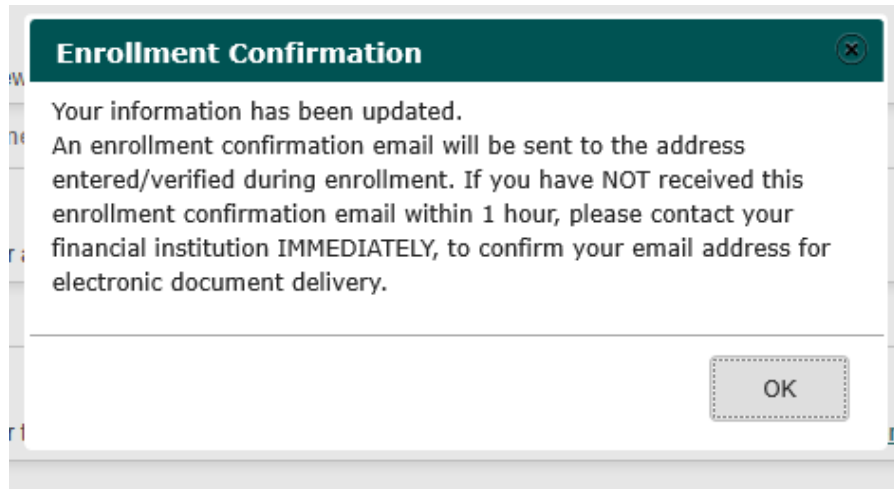
I agree to the listed terms.

Click [here](#) to see a sample document.

Enroll Now

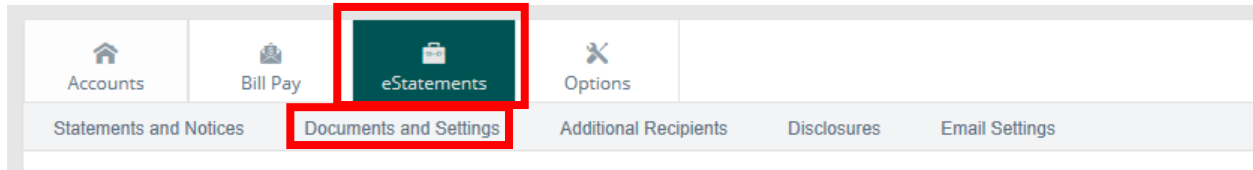
This will appear as your email subject.

A message will confirm you have successfully enrolled for eStatements

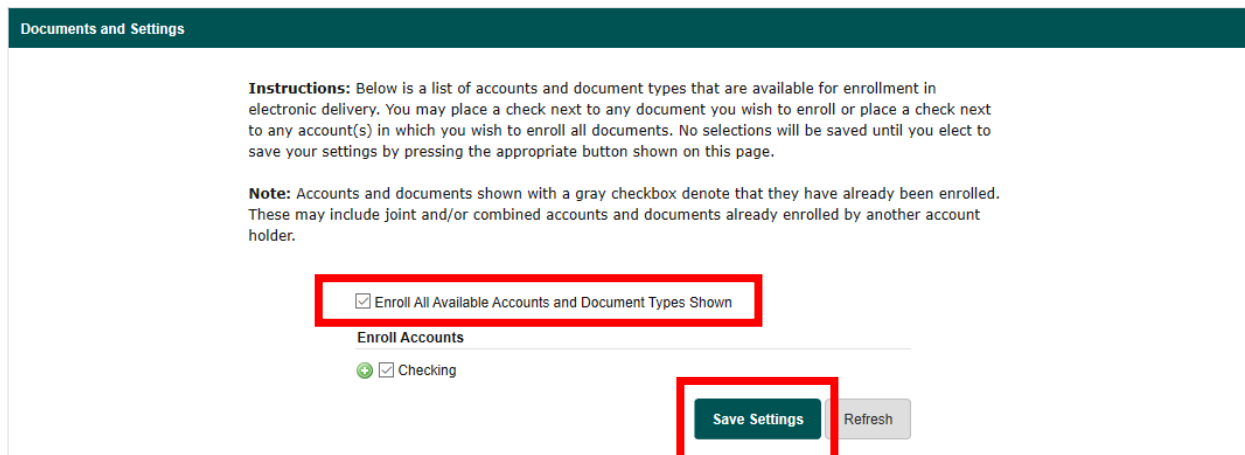


How to enroll additional accounts to your eStatements

Click eStatements / Documents and Settings



Check “Enroll All Available Accounts and Document Types Shown” and Save Settings



You will be brought to a Terms and Conditions. Read through and select “I Agree” at the bottom of the page.

