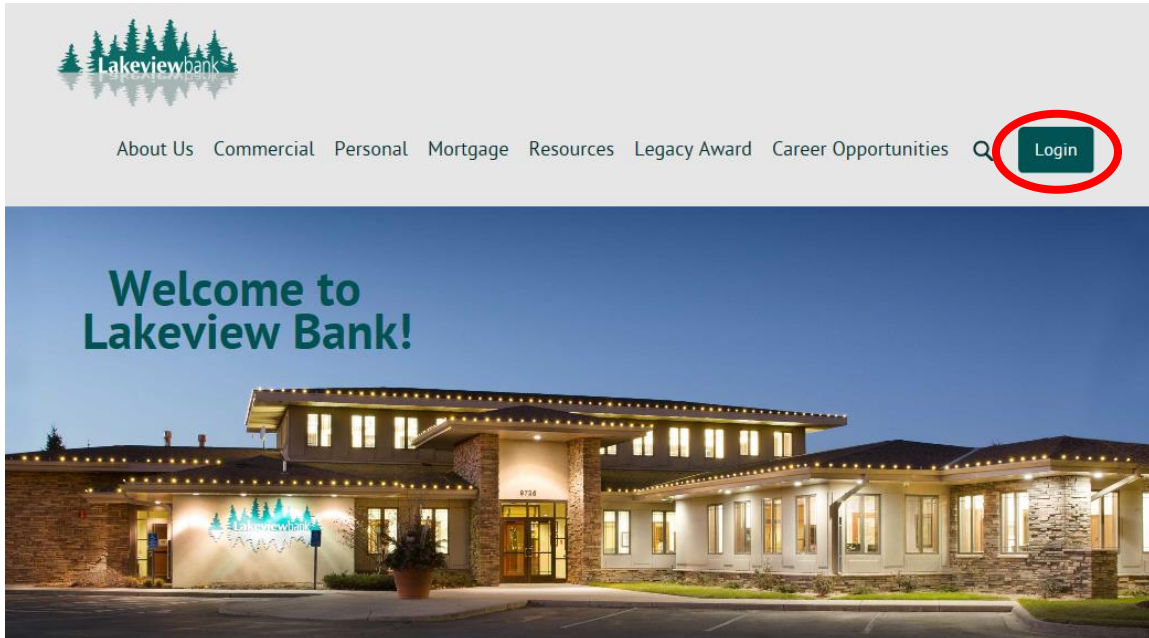




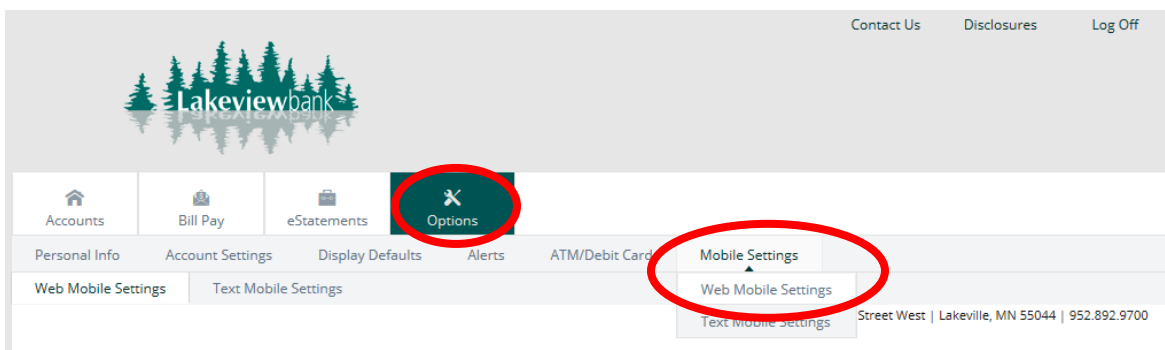
How to set up Mobile Banking via the Lakeview Bank App

Before you login to the Lakeview Bank app, you need to enter your mobile information.

Navigate to our Web Site www.lakeview-bank.com and login to your Online Banking.



Click Options / Mobile Settings / Web Mobile Settings



Enter your mobile number, select your wireless provider, and checkmark the accounts to access and click "Submit."

Mobile Web Settings ?

Enable web access for your mobile device

Receive Text Message Alerts Yes

Standard wireless carrier charges apply

Mobile Phone Number

Select your wireless provider Select Option

Only selected accounts will show in the mobile account listing. These settings will not affect transfers or previously selected accounts in bill pay or mobile deposit.

Checking

Submit Cancel

Verify the information entered, review and accept the terms and conditions, and click "Confirm."

Mobile Web Settings ?

Mobile Phone Number: (651) ** This number will receive select text messages from mobile banking **

Receive Text Message Alerts: Yes ** Standard wireless carrier charges apply **

Mobile Web Address: <https://www.airteller.com/lakeview-bank>

You have elected to view the following accounts through your mobile device through your provider, ATT (@mms.att.net).

Checking

**LAKEVIEW BANK MOBILE BANKING (eVerywhere Banking)
AGREEMENT AND DISCLOSURE
ONLINE BANKING ADDENDUM**

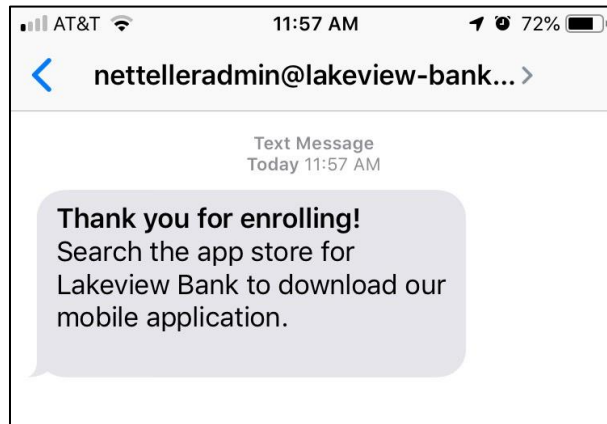
I. Introduction

Lakeview Bank endeavors to provide you with the highest quality Mobile Banking (the "Service") available. By enrolling in the Service, you agree to all the terms and conditions contained in this...

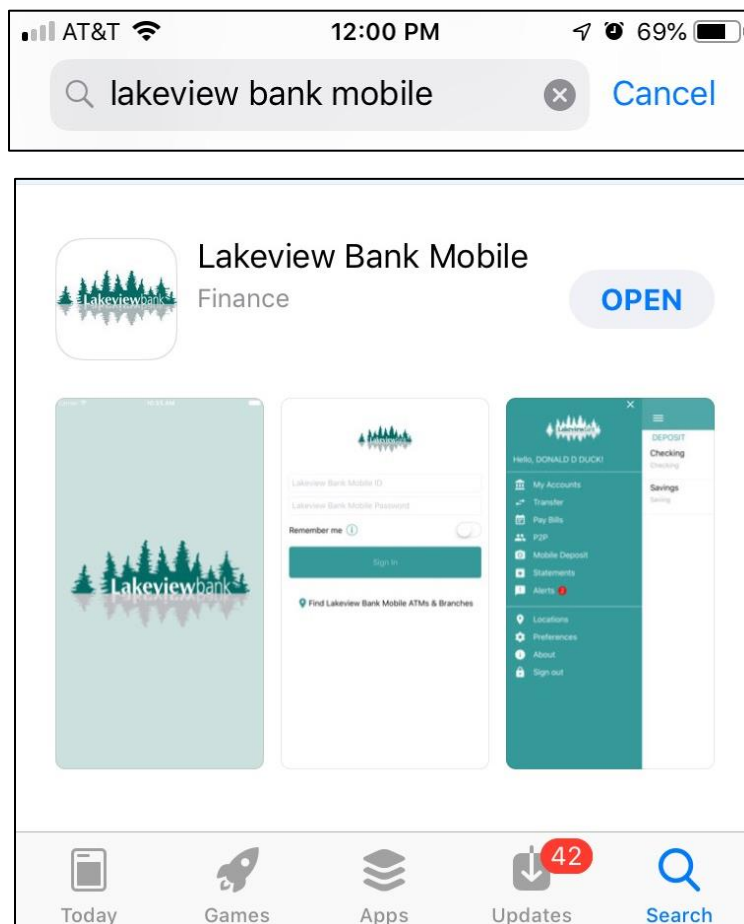
I accept these full terms and conditions

Confirm Edit Cancel

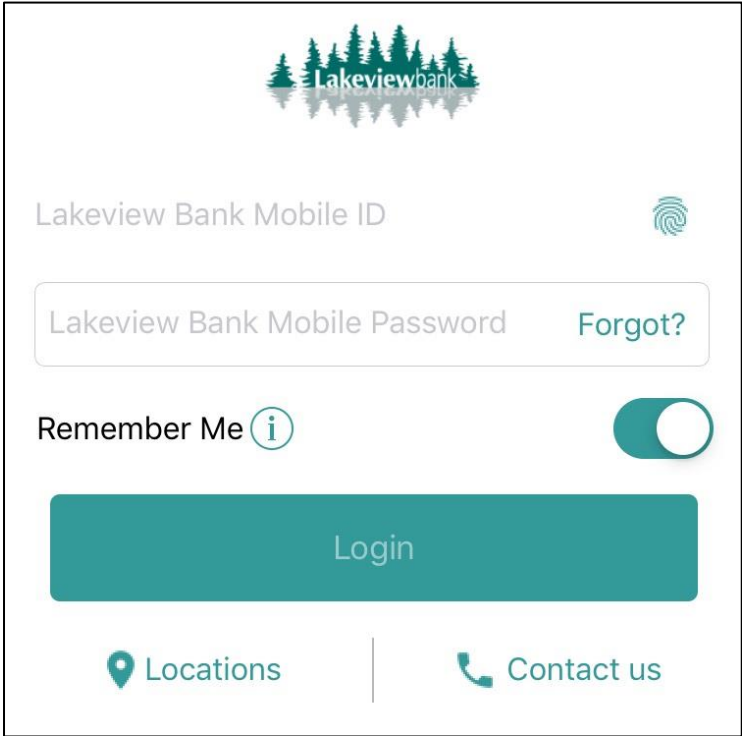
A confirmation page will summarize the submitted information. A text message is sent to the listed phone number.



Go to the App Store or Playstore from your mobile device and download the Lakeview Bank mobile app



Locate and launch the Lakeview Bank mobile app on your mobile device, enter your login ID and password



The screenshot shows the login interface of the Lakeview Bank mobile app. At the top center is the Lakeview Bank logo, which consists of a stylized forest of evergreen trees with the text "Lakeviewbank" overlaid. Below the logo, the text "Lakeview Bank Mobile ID" is displayed next to a fingerprint icon. A text input field for the password is shown with the placeholder text "Lakeview Bank Mobile Password" and a "Forgot?" link to its right. Below the password field is the "Remember Me" option, which includes an information icon (i) and a toggle switch that is currently turned on. A large teal button labeled "Login" is positioned below the "Remember Me" section. At the bottom of the screen, there are two links: "Locations" with a location pin icon and "Contact us" with a telephone handset icon.